

1 When to use Spacers T7?



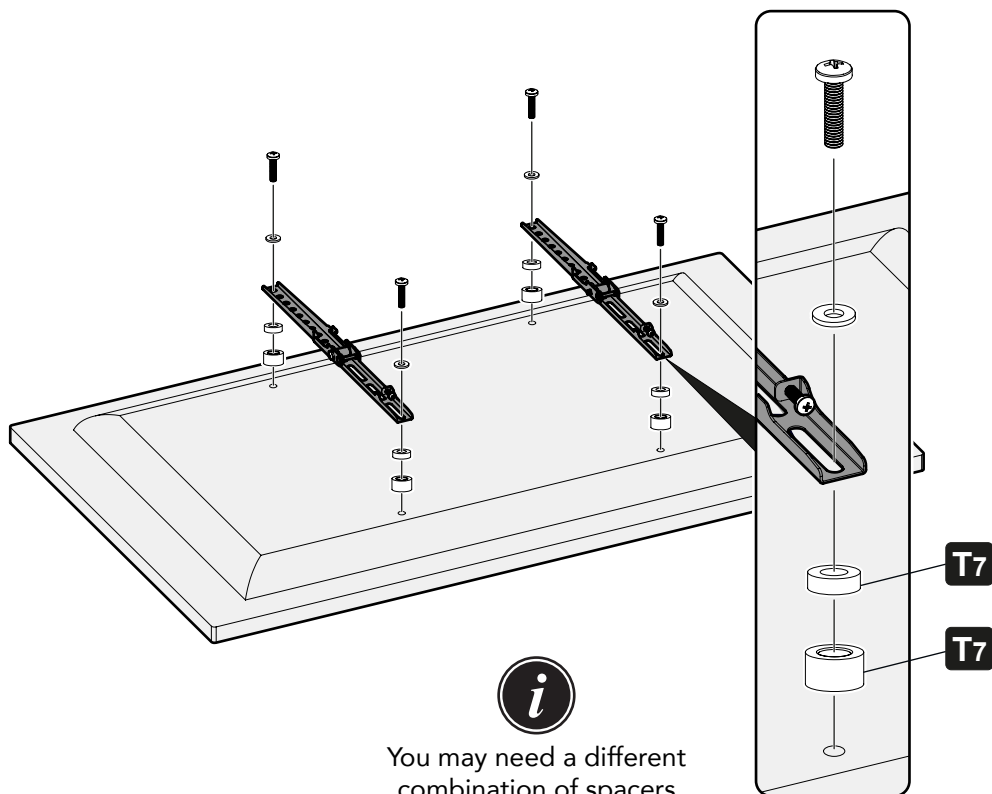
Before installation, check your TV setup guide.

Some TVs come with wall mount adapters which must be used in conjunction with the supplied TV fixings.

You may find that you need to use the spacers **T7** in the following situations:

- i The back of your TV is not flat, e.g. has a recess or protrusion.
- ii You need extra space for cables or to access ports.
- iii The TV screws provided are too long.

You can use the small or large spacers, or both spacers together. Whichever combination works best for your TV.



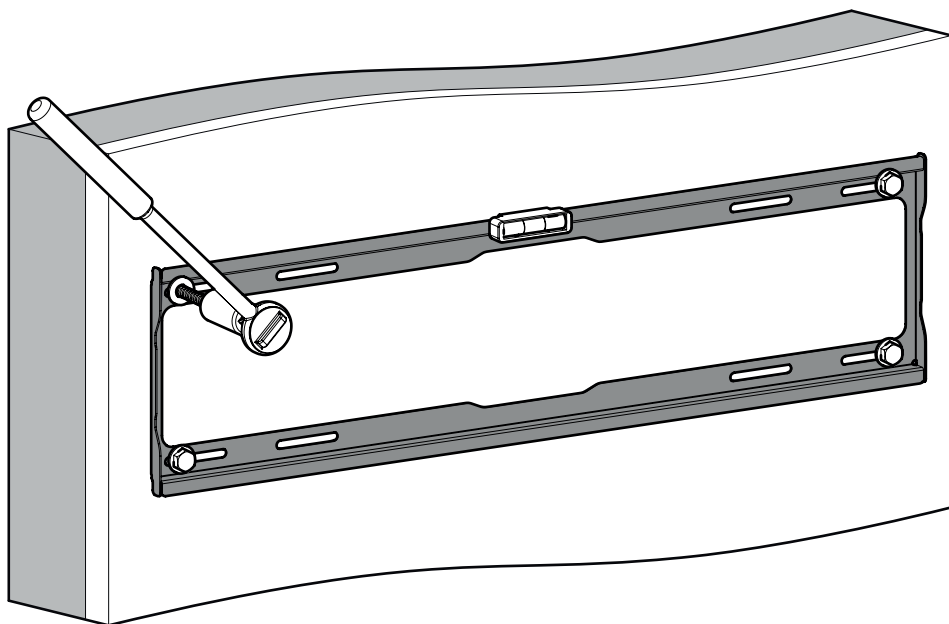
You may need a different combination of spacers in the top and bottom VESA holes.

2 Wall Screws are difficult to tighten

If you are having difficulty tightening the wall screws, it may be easier to use a socket wrench.



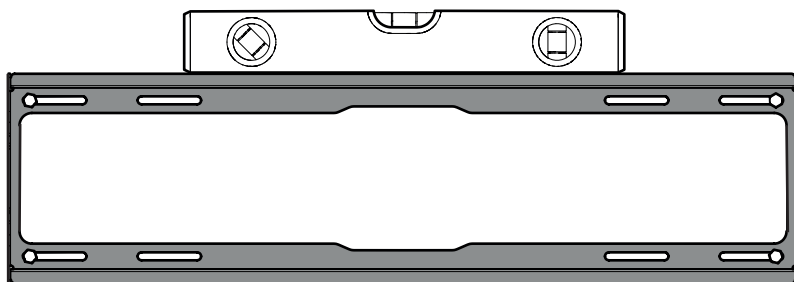
If you do use a socket wrench be very careful not to overtighten the wall screws.



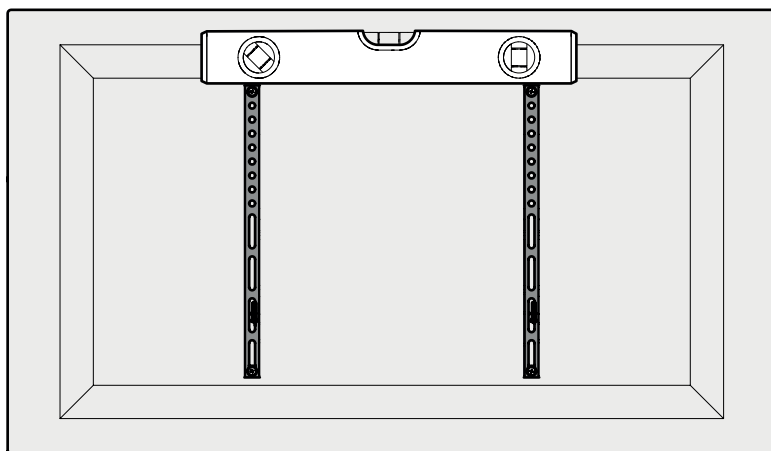
3 TV is not level

When you have finished mounting your TV, if your TV isn't level then check the following:

- i Check the wall plate is perfectly level. Adjust or re-fit if required.



- ii Make sure the TV brackets are level on the back of the TV. Adjust or re-fit if required.



Retain all packaging in case the product needs to be returned.

Contents may vary from photography / illustrations.

You will not need all these parts, so expect there to be some left over depending upon the specification of your TV.

This product is intended for indoor use only. Use of this product outdoors could lead to failure and personal injury.

It is the responsibility of the installer to ensure that the mounting wall is of a suitable standard and void of any services (eg gas, electricity, water etc).

Mahara Home accept no responsibility for any damage or loss caused by installing this product in a substandard wall.