

45 kg
99 lbs



Read through ALL instructions before commencing installation.

Please don't return me to the store

If you are unsure or need advice
please contact our support team:

0333 320 0463 or **avfgroup.com**

Phone lines open Mon-Fri during AVF office hours



IMPORTANT INFORMATION!

We advise that before starting the assembly of this product that you familiarise yourself with the instructions and the parts list in this leaflet.

Do not's

Do not over tighten any part of this assembly.

Do not place hot or cold objects on to or next to any glass surface unless the object is sufficiently insulated to prevent contact.

Do not strike the glass with hard or pointed items.

Do not sit or stand upon horizontal glass surfaces.

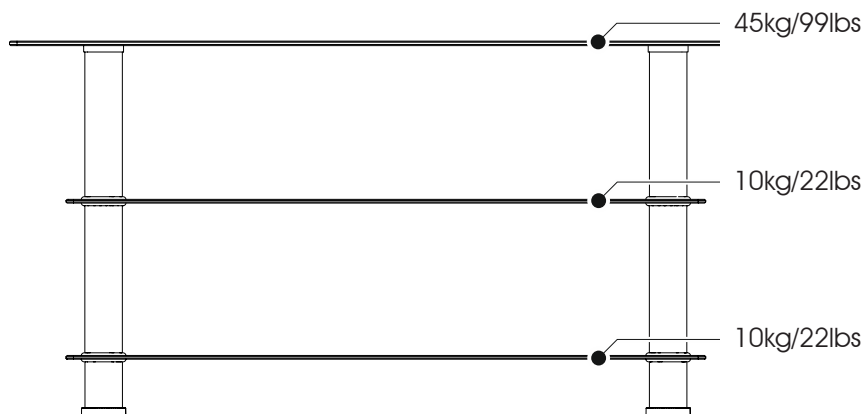
Do not use washing powders or other substances containing abrasives when cleaning the glass.

Do's

Do use a damp cloth with diluted washing up liquid for cleaning the glass surfaces.

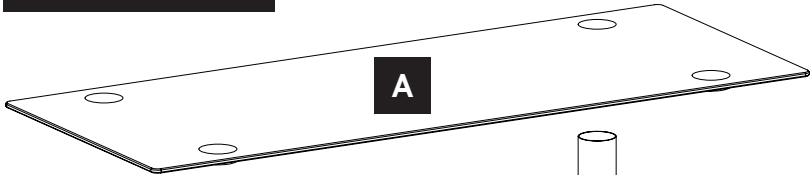
Check all nuts and bolts from time to time.

Maximum TV weight and shelf capacities



WARNING: Wherever possible distribute weight evenly.

Boxed Parts



A



M8

H

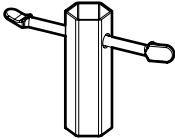
x4



M8


I

x4



J

x1



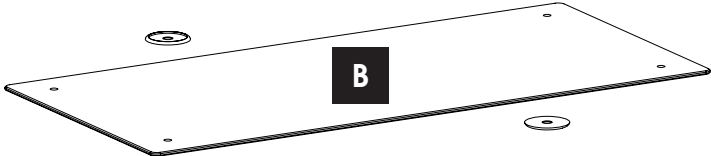
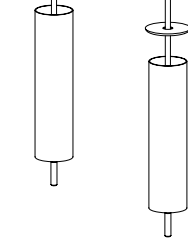
B

E

x4

C

x4



B

G

x16

D

x4

F

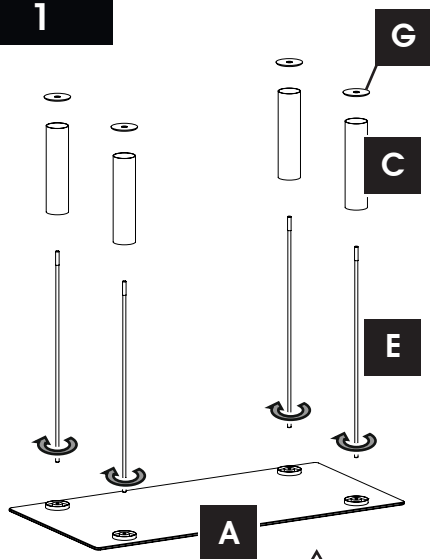
x4



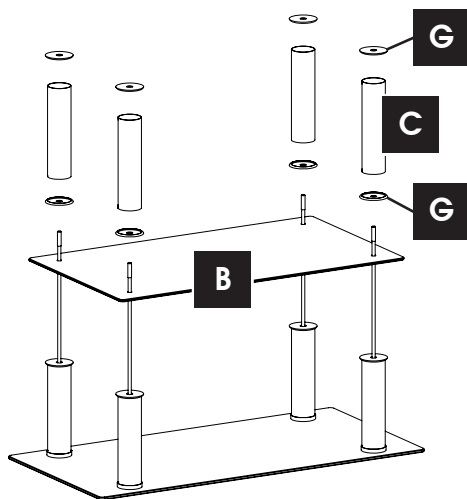


Put a piece of material underneath the glass to prevent damage

1

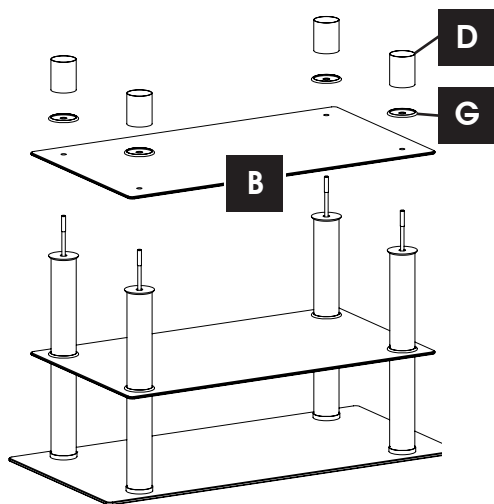


2

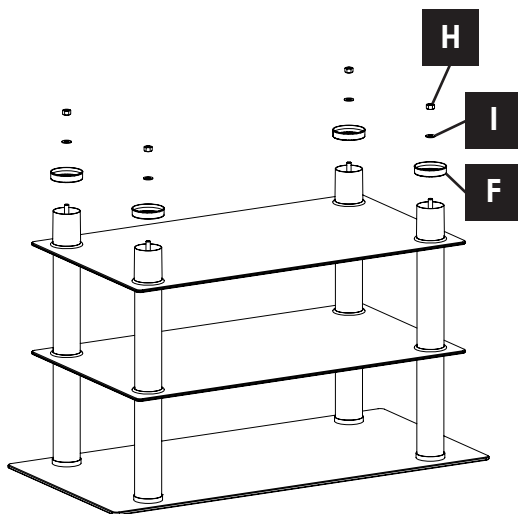


DO NOT overtighten

3



4



DO NOT overtighten