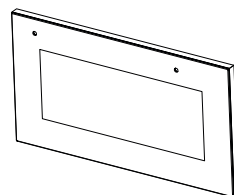
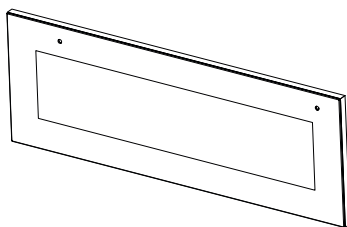


John Lewis

Instruction manual

JL SCND2 DRS

Glass doors kit for the television
stand model JLSCND1200/17
(supplied separately)



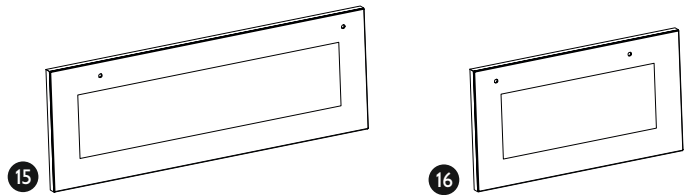
Important safety information

Thank you for purchasing this television stand. Please read the instructions and important information carefully to ensure safe and satisfactory use of this product.

1. Before starting assembly please take time to familiarise yourself with the instructions and the components listed in this manual, as this product could be unstable if incorrectly assembled.
2. Do not place hot or cold items against or in close proximity to any surface on this product.
3. Do not strike any glass with hard or pointed items.
4. When cleaning glass or high gloss panels use a clean damp cloth or leather with washing up liquid or soft soap if necessary. Do not use washing powders or other substances containing abrasives as these may scratch the glass. Dry with a soft cloth.
5. In order to maintain a high quality finish, when cleaning metal, painted or wooden parts please use a soft cloth with a suitable furniture polish if required.
6. Do not sit or stand on this product.
7. **Do not over tighten any part of this assembly.**

Parts list

- 15 Large glass door front x 1
- 16 Glass door front x 1



For installation of the doors follow instructions for the television stand model JLSCND 1200/17

Retain these instructions for future reference.



John Lewis Partnership
171 Victoria Street
London SW1E 5NN
johnlewis.com

467715rev00