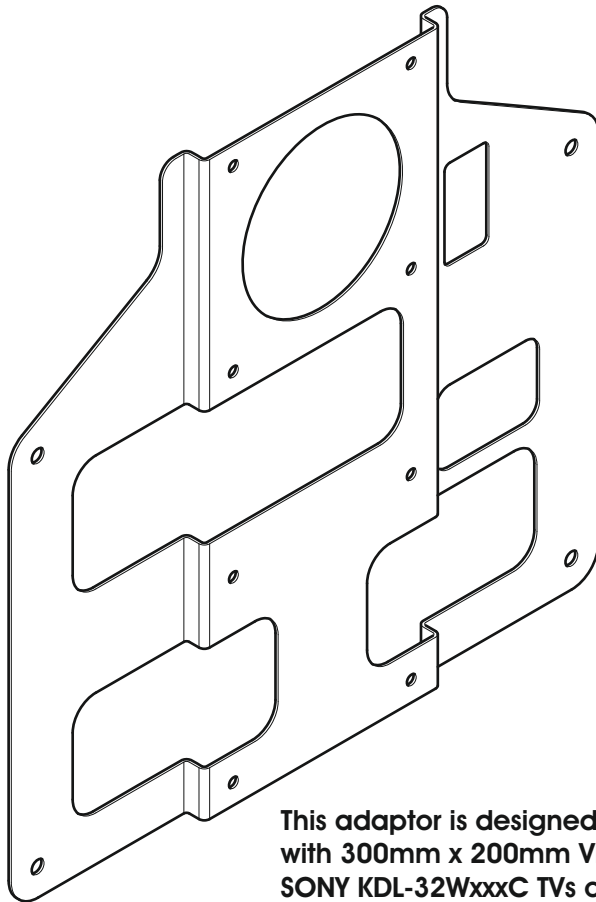


P6491

Leaflet No. **466042** rev00



**This adaptor is designed for use
with 300mm x 200mm VESA
SONY KDL-32WxxxC TVs only**



***Read through ALL instructions before commencing installation.
If you have any questions about this product or issues with installation
contact the customer services helpline before returning this product to
the store.***

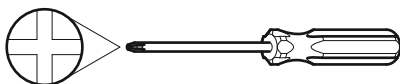
CUSTOMER SERVICES HELP LINE NUMBER:

01952 670009

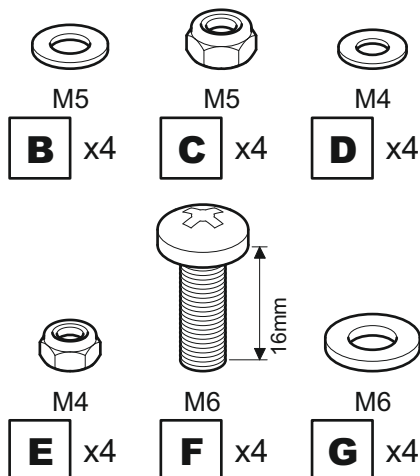
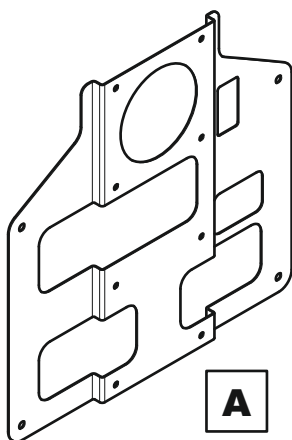
Please refer to AVF TV Mount
instructions for maximum
TV weight and size.
This adaptor is designed to
be used with all AVF TV Mounts.

AVF Group Ltd. Hortonwood 30, Telford, Shropshire, TF1 7YE, England

Tools Recommended



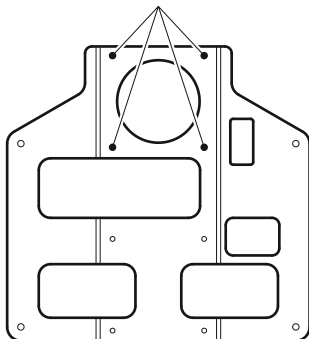
Boxed Parts



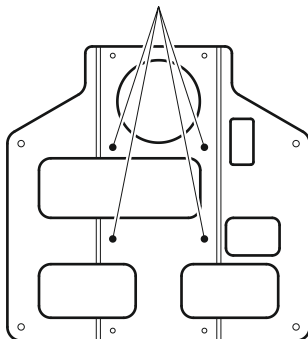
1 Attaching the Adaptor to the TV Mount

100mm x 100mm VESA TV Mounts

OPTION 1



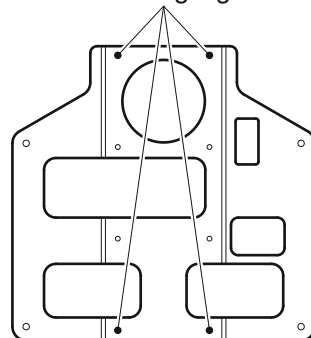
OPTION 2



Using **OPTION 2** can result in some TV connectors being obscured

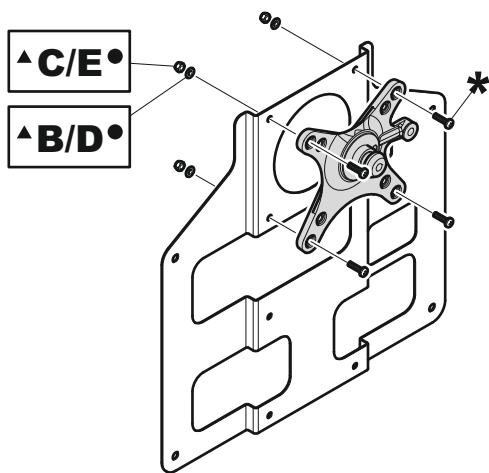
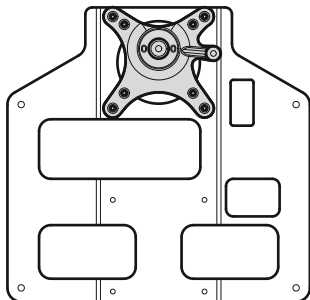
UNIMAX TV Mounts

If you are mounting your TV using a **UNIMAX** product please make sure you use the holes highlighted.



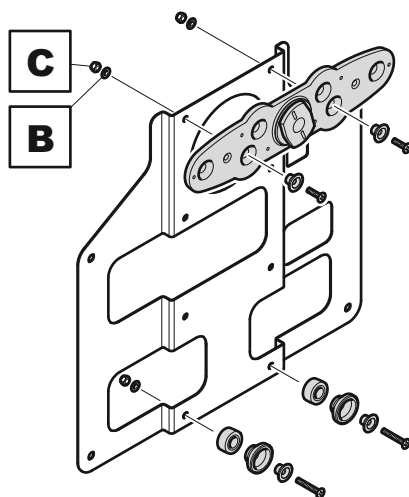
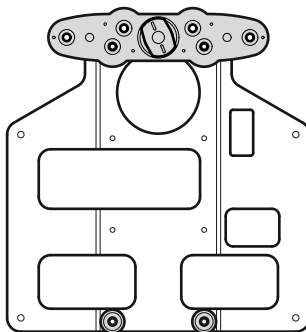
TV Mounts shown are an example only. The adaptor is designed to fit all AVF TV Mounts

100mm x 100mm VESA TV Mounts



Fixings shown are valid for
OPTIONS 1 & 2

UNIMAX TV Mounts



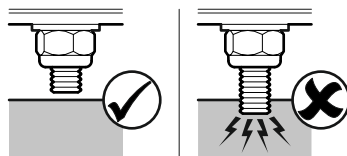
Use the **UNIMAX** instructions for
details of the correct fixings to use

★ You can only use M5 or M4 screws to attach your TV mount. These screws are provided with your TV mount.

● Use **B+C** if you are using a M5 screw to attach TV mount

▲ Use **D+E** if you are using a M4 screw to attach TV mount

Ensure you use the correct length of screw and no clashes occur



M5

B x4



M5

C x4



M4

D x4



M4

E x4

2

Attaching the Adaptor to the TV

Fixings shown are valid for
OPTIONS 1 & 2 and **UNIMAX** products

