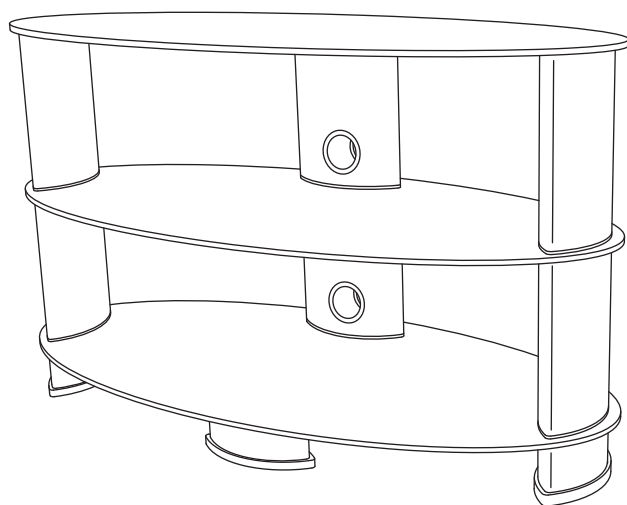


JL Oval 850/14BLK

Television stand

Instruction manual



John Lewis

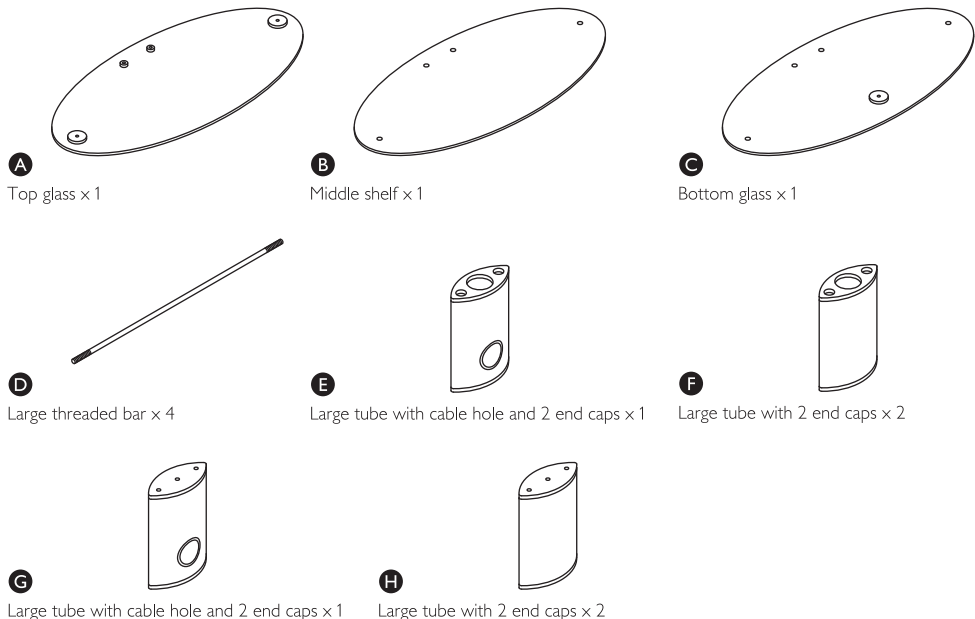
Thank you for purchasing this television stand. Please read the instructions and important information carefully to ensure safe and satisfactory use of this product.

Important information!

1. Before starting assembly please take time to familiarise yourself with the instructions and the components listed in this manual, as this product could be unstable if incorrectly assembled.
2. Do not place hot or cold items against or in close proximity to any surface on this product.
3. Do not strike any glass with hard or pointed items.
4. When cleaning glass or high gloss panels use a damp cloth or leather with washing up liquid or soft soap if necessary; do not use washing powders or other substances containing abrasives as these may scratch the glass. Dry with a soft cloth.
5. In order to maintain a high quality finish, when cleaning metal, painted or wooden parts please use a soft cloth with a suitable furniture polish if required.
6. Do not sit or stand on this product.
7. **Do not overtighten any part of this assembly.**

Please note: Total maximum load for this product should not exceed 70kg. This product must be assembled in accordance with these assembly instructions. Maximum load for top shelf is 40kg. Maximum load for other shelves is 15kg per shelf.


Parts list:




I 
Small tube with 1 end cap x 3

J 
Small tube with 1 end cap x 1

K 
Small threaded bar x 1

L 
Washer x 5

M 
Nut x 5

N 
Foot x 4

O 
Spanner x 1

P 
Cable management x 2

Assembly instructions

